

20 April 2020

Malaysia

EQUITIES

Malaysia Construction coverage summary

Ticker	Rating	Mkt. Cap (US\$m)	Px (RM)	TP (RM)	TSR (%)	3yr EPS growth
AQRS MK	OP	99	0.82	1.20	49%	16%
ECON MK	OP	171	0.52	0.75	46%	-3%
GAM MK	N	1,997	3.24	3.50	9%	1%
HSS MK	OP	54	0.44	0.60	38%	134%
IJM MK	N	1,419	1.75	1.60	-8%	-15%
KPG MK	OP	326	1.07	1.40	34%	5%
MRC MK	OP	546	0.51	0.50	3%	60%
SCGB MK	N	564	1.78	2.00	15%	6%
Market Cap Wtd. Average					8.3%	5.0%

Note: Share prices as at 17 April 2020 close

Source: Bloomberg, Macquarie Research, April 2020

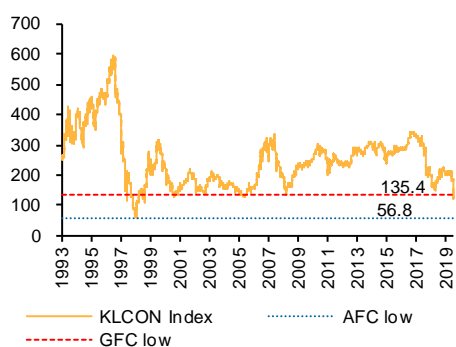
Malaysia Construction EPS revision

Company	FY20E	FY21E
AQRS MK	-25%	-34%
ECON MK	-55%	-19%
GAM MK	-11%	0%
HSS MK	-46%	-32%
IJM MK	-30%	-30%
KPG MK	-16%	-15%
MRC MK	-65%	-65%
SCGB MK	-28%	-3%

Mkt Cap Wtd EPS revision -26% -18%**Mkt. Cap Wtd PER (CP)** 17.5x 16.3x**Mkt Cap WTD PER (TP)** 19.8x 17.0x

Source: Bloomberg, Macquarie Research, April 2020

KLCON Index recently tested the GFC levels



Source: Bloomberg, Macquarie Research, April 2020

Inside

The cure is worse than the disease	2
Sector valuation	4
Key catalytic projects	10
Malaysia Construction coverage	12

Analysts

Macquarie Capital Securities (Malaysia) Sdn. Bhd.

Aiman Mohamad +60 3 2059 8986
 aiman.mohamad@macquarie.com



Malaysia Construction

The cure is worse than the disease

Key points

- ▶ We revised the sector EPS by -26% and -18%, respectively, in reflecting the impact of Covid-19 to the construction sector.
- ▶ We expect a stimulus package aimed at the construction sector to be announced next with the revival of MRT3, PBH Sabah and HSR projects.
- ▶ Top picks in Malaysia Construction are Gamuda, SunCon and Econpile.

Is the cure worse than the disease?

The sector took a massive beating, -25% YTD (underperforming KLCI by -12%), after the start of Covid-19 pandemic. Further, virus containment measures taken by the government such as the movement control order (MCO) brought all [construction activities to a grinding halt](#). While there are [potential exemptions to the MCO for the construction sector](#), we believe the sector is not able to operate in full capacity until the government lifts the MCO on the sector and its entire supply chain – until then volatility shall remain. We revised the sector's FY20-21E EPS by -26% and -18% respectively to reflect the impact of Covid-19 pandemic. We upgrade the Malaysia Construction sector rating to Overweight with top picks being Gamuda, Sunway Construction and Econpile, in order of preference.

Construction focused stimulus package may be on the cards

Government has announced over RM260bn in stimulus packages since the start of Covid-19 pandemic. We understand that once the situation is contained, government will likely announce a stimulus package aimed at achieving the highest multiplier effect in its bid to jump-start the economy – rollouts of infrastructure projects. Since the fall of Barisan Nasional government in 2018, key projects such as MRT3, KL-Singapore High Speed Rail (HSR) and Pan Borneo Highway (PBH) Sabah have been stalled with little indication that they will resume. The projects above carry a combined project value of at least RM100bn – thus rolling out these projects could spur a strong sector rerating.

Do it the Petronas way; opportune time to raise pump-priming debt

We believe now could be the opportune time for the government of Malaysia (GoM) to raise funds for future infrastructure projects. After seeing Petronas opportunistically tapping on the low interest rate environment by [issuing a series of long-term bonds](#) totalling USD6bn, we believe the government owned infrastructure financing company – [Danalnfra Nasional Berhad](#) should also follow suit, raising funds for MRT3 and PBH Sabah projects. Note that HSR was previously under a build-operate-transfer (BOT) model and ECRL has its own funding program between GoM and EXIM Bank of China.

Granted stocks are cheap, but when to buy?

Buy now. Our top picks Gamuda, SunCon and Econpile are all trading at around 11-13x fwd-PE, deep discounts to their 5-yr peak at 17-21x. We believe, once any indication of stimulus or infra bond issuance anecdotes begin to make headlines, the sector would have rerated fast, by then. In order to eliminate the “fear of missing out” panic buying, collecting the construction names now could be the right timing given– 1) the [flattening of the Covid-19](#) curve; and 2) the [reduction of red zone districts](#) in Malaysia. The strongest leading indicator of all that has yet to happen would be lifting of MCO on building material sector.

The cure is worse than the disease

We cut FY20-21E earnings by -26% and -18%, respectively to reflect the Covid-19 impact on the sector

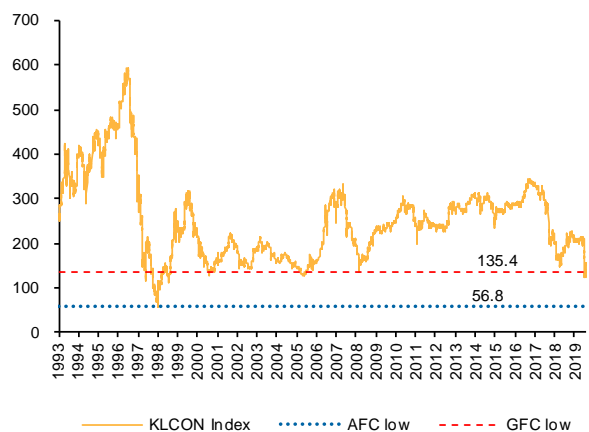
Due to the Covid-19 pandemic, we revised all the earnings estimates under our Malaysia Construction coverage which had resulted in earnings revision of -26% and -18% (refer Fig 17) in FY20-21E, respectively. The revised estimates imply a 17.5x and 16.3x PE to FY20-21E EPS (market cap weighted) respectively, backed by an average 5.0% 3-yr EPS CAGR. We upgrade the sector to Overweight from Neutral previously – our top picks in Malaysia Construction are Gamuda, Econpile and Sunway Construction (SunCon), in order of preference.

Valuation is cheap, sector has bottomed – but how to avoid false starts

Since the start of the Covid-19 pandemic, the Malaysia Construction [sector came to a grinding halt](#) with the nationwide MCO starting from 17 March 2020. Recently, [government has lifted some of the job scopes](#) under the construction sector granting them the exemption to work during the MCO; but we strongly believe the sector will remain idle until government lifts the MCO on the entire construction supply chain i.e. building material producers, precast plants and machinery rental companies.

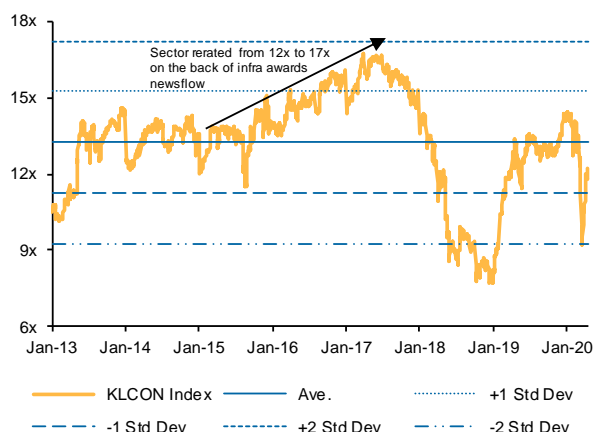
YTD the construction sector has seen a 25% correction (underperforming KLCI Index by -12%) – with the KLCON Index dropped from YTD high of 213 points to 122 points, breaking lower than the GFC period low of 135 points. While the sector has recovered with current levels sitting at c.30% above the YTD low, we believe there will be volatilities over the next two to three months before we can see a meaningful rally. Currently, KLCON Index is trading at 12x fwd-PE and it could potentially rerate to 17x, which was the peak we saw during CY15-17 construction boom.

Fig 1 KLCON Index has recovered by c.30% from the YTD low after the start of COvid-19 pandemic



Source: Bloomberg, Macquarie Research, April 2020

Fig 2 Sector is now trading at 12x fwd-PE; peak during CY15-17 construction boom was at 17x fwd-PE



Source: Bloomberg, Macquarie Research, April 2020

What could spur the rally?

Government has announced multiple stimulus package in combating the Covid-19 pandemic. In total more than RM260bn was allocated towards this motion. Given the high multiplier effect of the construction sector, we believe once the pandemic is contained the next stimulus package should be channelled to the construction sector with the awards of MRT3, KL-Singapore High Speed Rail (HSR) and Pan Borneo Highway Sabah (PBH Sabah) projects. We estimate the projects above carry a cumulative project value of at least RM100bn and could bring meaningful impact to the economy for the next four to seven years.

Further, we think now is the opportune time for the government of Malaysia (GoM) to raise funds for future infrastructure projects. After seeing Petronas opportunistically tapping on the low interest rate environment by [issuing a series of long-term bonds](#) totalling USD6bn, we believe the government owned infrastructure financing company – [Danalnfra Nasional Berhad](#) should also follow suit. Note that the key infrastructure projects above have not had a funding program in place. Note that the East Coast Railway Link (ECRL) project is under a different program between GoM and EXIM Bank of China.

Hypothetically, if talks of DanaInfra issuing bonds/sukuks for future infra projects had started to make headlines, the sector would have rallied by then. In order to catch the rally we believe investors should buy now given: 1) the flattening of the Covid-19 curve; and 2) the reduction of red zone districts in Malaysia. Another leading indicator that has yet to happen would be the lifting of movement control order (MCO) on building material sector.

Why do we have Gamuda, SunCon and Econpile as our top picks?

- **Gamuda – liquid, multi-geographical earnings source, HSR not in valuation yet**
 - ⇒ Valuation: It is now trading at 13x fwd-PE, still well below the 5-year peak of c.17x.
 - ⇒ Potential upside: our current valuation only factored in MRT3 project. If the HSR project is back and contributes another RM10bn order win to Gamuda, there could be another 38% upside – every RM100mn order win (from base case) increases our valuation by 0.38%.
 - ⇒ Downside risk: Limited downside risk as 100% of Gamuda’s current order book consist of government projects which carry limited payment risk. Multiple geographical presence will also minimise earnings risk. Biggest potential EPS downside is if government goes ahead with acquiring Gamuda’s toll roads – this will bring significant earnings downside
- **SunCon – limited payment risk, overseas expansion, solid balance sheet**
 - ⇒ Valuation: It is now trading at 17x fwd-PE, still well below the 5-year peak of c.21x.
 - ⇒ Potential upside: had already secured an RM500mn contract for a tollroad project in India and is now looking to expand into other toll road projects and MRT projects there. In talks to secure general hospital civil works projects in Myanmar, given its expertise in building hospitals including the M&E works, SunCon stands a good chance to secure the projects in Myanmar. Order win support from the parent company – Sunway Berhad could amount to RM1bn p.a. in FY20-21E.
 - ⇒ Downside risk: Limited payment risks as 90% of current order book consist of in-house and government projects. With a net cash position of >60%, SunCon could use it for overseas expansions and could sustain its operations during the current downtime.
- **Econpile – risk-reward play, high order win to valuation sensitivity, niche sector leader**
 - ⇒ Valuation: It is now trading at 11x fwd-PE, still well below the 5-year peak of c.20x.
 - ⇒ Potential upside: could secure a casino resort project in Cambodia worth USD200mn. Still holds the largest market share of substructure sector in Malaysia. Potential beneficiary of all future infrastructure projects including MRT3, HSR and ECRL.
 - ⇒ Downside risk: second highest receivables-to-revenue ratio in our coverage, the lowest orderbook-to-revenue cover in our coverage (higher = better), without significant order wins of at least RM600mn p.a. mid-term earnings may be affected as substructure works carry an average project duration of only 15 months.

Sector valuation

Looking past PE multiples – Malaysia Construction scorecard

In 2019, we introduced the [scorecard](#) for our Malaysia Construction coverage. In the scorecard, the companies are assessed based on 10 criteria and each company is ranked between 1 and 8 for every criterion, with 1 being the best. Based on this scorecard, the perfect score is 10 and the worst possible score is 80. In the CY20 scorecard we replaced 2 criteria from CY19 – earnings diversity and dividend upside with liquidity and orderbook-to-revenue cover as we find these criteria to be more relevant.

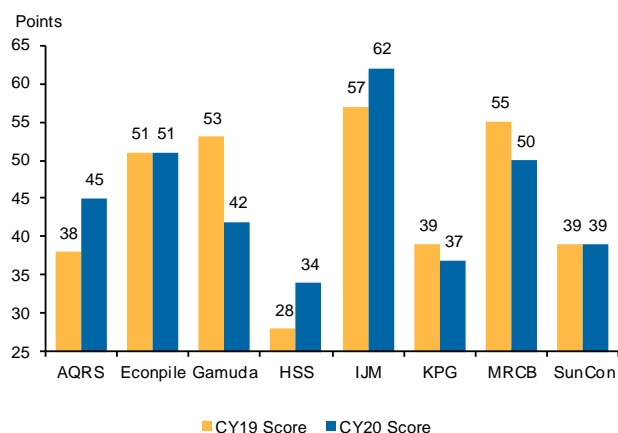
Our top picks – Gamuda, Econpile and SunCon ranked fourth, seventh and third, respectively. While we have an Outperform rating on HSS and KPG – ranked first and second respectively, we note that these stocks are not as liquid as our top picks above.

Fig 3 Malaysia Construction scorecard (lower = better)

Criteria	AQRS	Econpile	Gamuda	HSS	IJM	KPG	MRCB	SunCon
Earnings growth	3	7	6	1	8	5	2	4
Margins growth	6	3	4	1	8	5	2	7
ROE	4	2	5	6	7	3	8	1
Orderbook-to-revenue cover	5	8	2	3	7	4	1	6
Lowest risks on receivables	4	8	5	1	3	2	7	6
Least potential to gear up	4	7	5	2	6	1	8	3
Net debt-to-EBITDA	5	3	6	4	7	2	8	1
Dividend yield	5	7	2	8	6	3	4	1
Liquidity	6	4	1	7	3	8	2	5
Order win to valuation sensitivity	3	2	6	1	7	4	8	5
Total	45	51	42	34	62	37	50	39

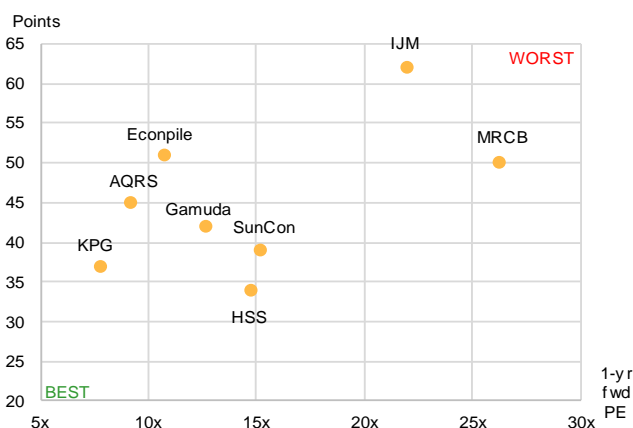
Source: Company data, Macquarie Research, April 2020

Fig 4 HSS, KPG and SunCon retained the top four best scoring companies throughout CY19-20, with Gamuda showing the strongest improvement



Source: Macquarie Research, April 2020

Fig 5 If we plot the scores against the respective fwd-PE multiple of each company, the best 4 scoring companies still emerge as the best 4 in the chart below



Source: Macquarie Research, April 2020

PE multiples – how do the companies differ from one another?

We believe the best timeframe to evaluate the sector is starting from the year 2010 onwards. During this period Malaysia went on an infrastructure boom for at least 5 years. Malaysia Construction had a lost decade between the year 2000 and 2010, until the government then launched the MRT and LRT projects. Based on our observation, any PE of >15x is considered a premium (Gamuda and IJM historically fall within this range), 12x-15x is considered an average (most small mid cap construction companies are valued within this range) and <12x is considered a discount (self-explanatory).

In our valuation framework we assess the areas below to arrive at our target-PE for every company.

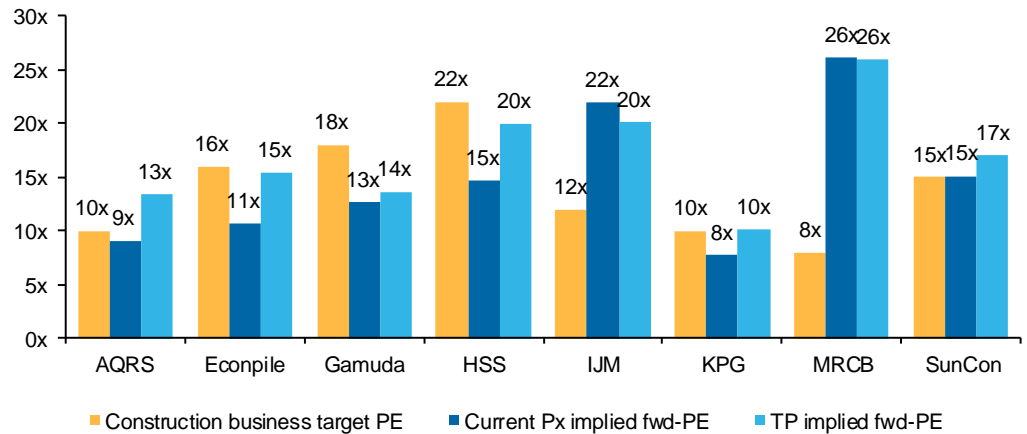
- Higher target PE companies generally have:
 - ⇒ high percentage of government projects in the orderbook
 - ⇒ high earnings visibility (high orderbook cover)
 - ⇒ its own niche in the respective engineering field
 - ⇒ high order win prospects
- Lower target PE companies generally have:
 - ⇒ large exposure in clients that are private property developers
 - ⇒ high percentage of idle projects in the order book
 - ⇒ shown lack of ability to secure new projects in the past 12-15 months
 - ⇒ high receivables-to-revenue ratio

Fig 6 By looking at the historical fwd-PE band of the respective companies, we picked the target PE levels

Company	Construction business target PE	Comments
AQRS	10x	AQRS did not manage to secure a single order win in FY19, 36% of orderbook consist of idle projects.
Econpile	16x	Econpile cast the widest net in terms of potential projects, in the running to secure an overseas project the size of its market cap. It holds the highest market share (>25%) of the piling and foundation subsector in Malaysia.
Gamuda	18x	Leading contender for MRT3 main contractor package, ample earnings support from projects overseas on top of the unaffected (by MCO) MRT2 construction works. No risk of dividend downgrade as 100% of orderbook are government contracts locally and abroad.
HSS	22x	In general, consultants trade at a premium to civil work contractors. Likely to qualify for all MCO exemptions, key role in ECRL and MRT projects. Largest engineering consultant in Malaysia with over 30 years of establishment
IJM	12x	Significant downgrade from >15x PE target in the past - IJM has lost its ability to secure projects in Malaysia evidently with this weak orderbook replenishments in the past.
KPG	10x	Well run company but the lower-than-peer PE target is due to its 100% exposure to private property developers which may have a higher risk in terms of payments. Low free float % also contributed to the discounted PE.
MRCB	8x	High orderbook balance but only less than 30% contributing to earnings. Contender for major infra projects but margins could still be weak.
SunCon	15x	Minimal risks on payments as 90% of orderbook are government and in-house projects. Strong balance sheet to take on bigger projects going ahead. No risk of dividend downgrade.

Source: Macquarie Research, April 2020

Fig 7 Higher target PE is assigned to companies with strong track record, a niche in the sector and lower payment risk relative to peers

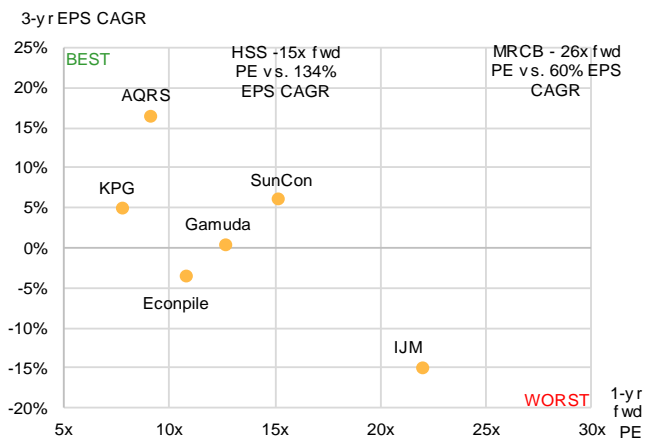


Source: Bloomberg, Macquarie Research, April 2020

Earnings growth and ROE vs. fwd-PE

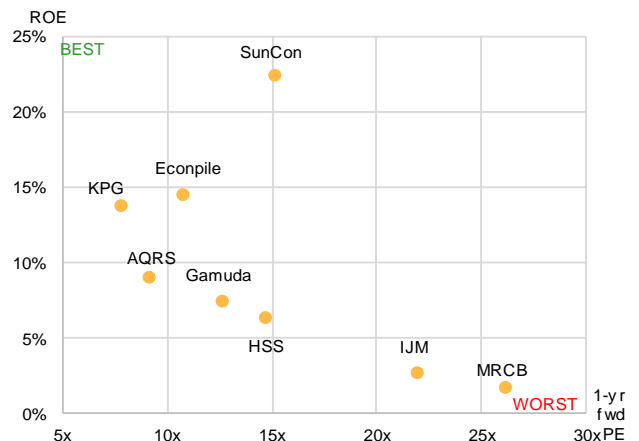
Earnings growth among the companies could be distorted especially those that reported significantly weaker-than-expected earnings in FY19. HSS and MRCB both have the highest 3-yr EPS CAGR at 135% and 60% respectively, but they both come from low earnings base in FY19. Excluding the two companies above AQRS, KPG and SunCon have the best EPS growth prospects. In terms of ROE, SunCon, Econpile and KPG have the best ROE. This is mainly due to their asset light business model and stronger-than-peer profit margins.

Fig 8 AQRS earnings growth is driven by new infra projects and property development earnings



Source: Bloomberg, Company data, Macquarie Research, April 2020

Fig 9 SunCon has managed to sustain its high ROE due to strong profit margin and high asset turnover



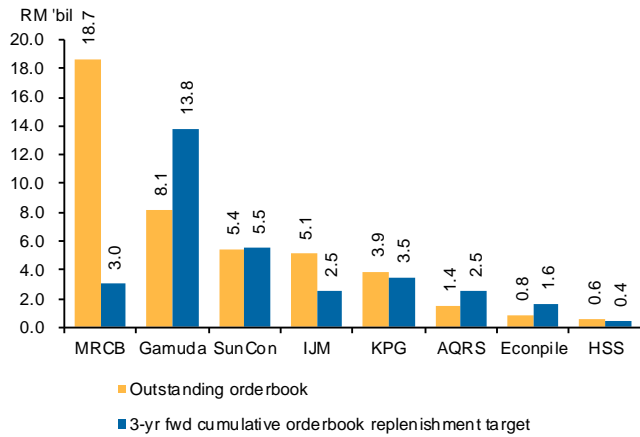
Source: Bloomberg, Company data, Macquarie Research, April 2020

Orderbook replenishment

In our coverage, MRCB has the highest orderbook balance at c.RM19bn. However we note that only less than 30% of the balance are contributing to MRCB’s earnings, while the rest are either idle or progressing at a very slow pace.

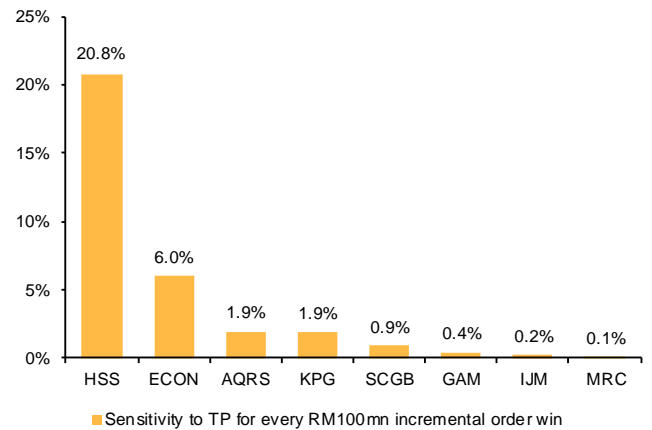
In our orderbook targets we have baked in potential order wins from the Pan Borneo Highway Sabah, MRT3 and ECRL. We have yet to include HSR in the order win estimates but we stress that newsflow on HSR may drive a rerating to the sector, even before the awards take place.

Fig 10 Outstanding orderbook and 3-yr orderbook targets



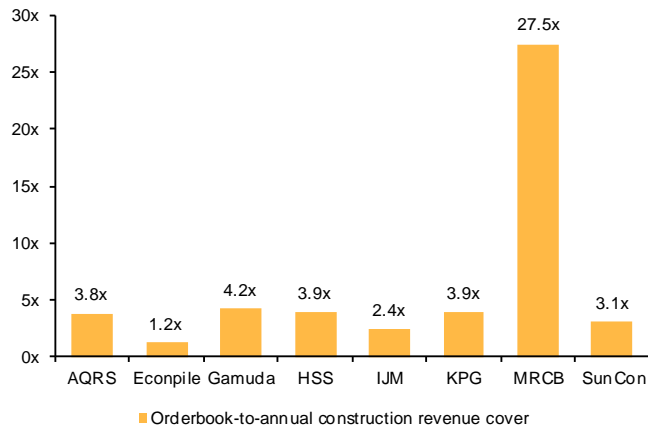
Source: Company data, Macquarie Research, April 2020

Fig 11 HSS has the highest TP sensitivity to order wins



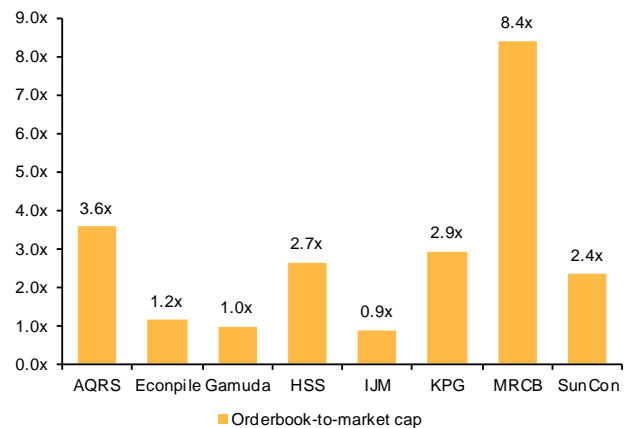
Source: Company data, Macquarie Research, April 2020

Fig 12 All companies under our coverage have ample revenue support for more than a year



Source: Company data, Macquarie Research, April 2020

Fig 13 Excluding MRCB, AQRS is undervalued compared to peers based on orderbook-to-market cap ratio



Source: Company data, Macquarie Research, April 2020

Key risk to the sector and mitigating action

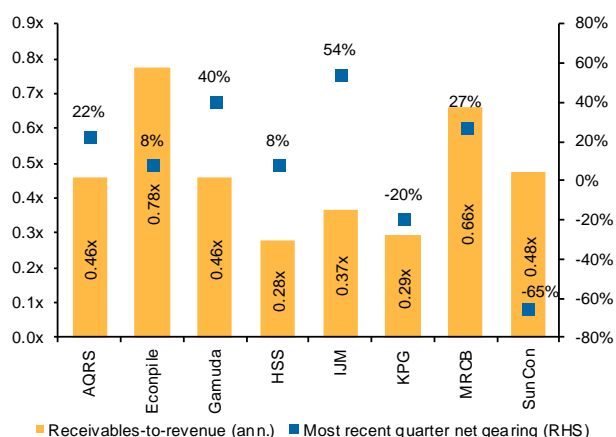
We believe post the Covid-19 pandemic, the key risk would be receivables. Project owners chiefly real estate developers are currently facing cashflow issues as property sales could not be generated the way they did before. This cashflow issue will trickle down to the contractors and we could see receivables piling up over the next two to three quarters.

Based on current standing, Econpile has the riskiest receivables balance – almost 80% of its annual revenue. Note that Econpile has had a major receivables issue with its main contractors which prompted management to impair the receivables in 2QFY19.

We also analysed the staff costs of each company under our coverage – judging from the most recent published cash balance – assuming no new payment is paid by clients, HSS is the only company that has less than a year to sustain its operations, before gearing up to cover for overhead costs and other working capital requirements.

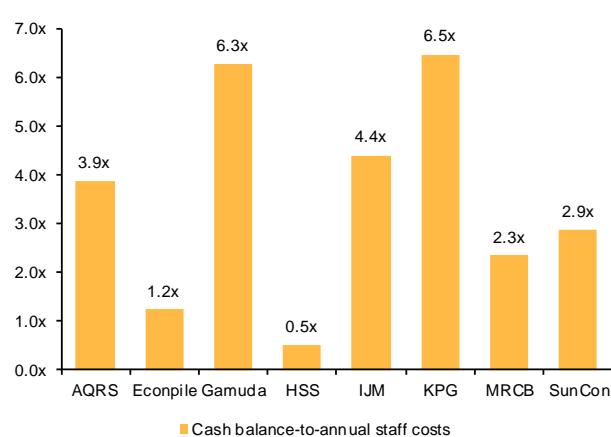
The key mitigating action during this pandemic is the government's initiative to introduce a [moratorium](#) on loan repayment for corporates and individual in order to dampen the financial impact of this pandemic. We understand corporates under our coverage are also taking advantage of the low interest rate environment to refinance their existing loans.

Fig 14 Econpile and MRCB have higher-than-peer receivables-to-revenue ratio but both have strong balance sheet to take on further gearing



Source: Company data, Macquarie Research, April 2020

Fig 15 Assuming zero payment from clients, HSS has the shortest window compared to peers, before it utilises all its cash for staff's payroll



Source: Company data, Macquarie Research, April 2020

Fig 16 Malaysia Construction coverage valuation matrix

Company	Ticker	Rec.	Px (RM)	TP (RM)	TP Upside (%)	Mkt Cap (USDm)	1m ADTV (USDm)	FY20E Yield (%)	FY20E Net gearing (%)	FY20E PER (x)	FY21E PER (x)	FY20E ROE (%)	FY21E ROE (%)	FY20E P/Bv (x)	FY21E P/Bv (x)
Malaysia															
Gamuda	GAM MK	OP	3.24	3.50	8%	1,862	2.8	3.7	36.1	12.6	11.6	7.5	7.8	0.9	0.9
IJM Corp	IJM MK	N	1.75	1.60	-9%	1,456	1.6	1.1	33.5	22.0	22.3	2.7	2.6	0.6	0.6
Sunway Construction	SCGB MK	OP	1.78	2.00	12%	526	0.3	3.9	-70.5	19.9	15.1	18.2	22.5	3.5	3.3
MRCB	MRC MK	N	0.51	0.50	-1%	509	1.6	2.0	28.3	27.8	26.2	1.7	1.7	0.5	0.5
Kerjaya Prospek	KPG MK	OP	1.07	1.40	31%	304	0.1	3.7	-18.8	9.5	7.8	12.4	13.9	1.1	1.0
Econpile	ECON MK	OP	0.52	0.75	44%	159	0.7	1.4	-3.6	10.7	10.4	14.6	13.5	1.5	1.3
AQRS	AQRS MK	OP	0.82	1.20	47%	92	0.2	1.2	16.6	9.3	9.1	9.8	9.1	0.9	0.8
HSS Engineers	HSS MK	OP	0.44	0.60	36%	50	0.1	0.6	12.9	21.7	14.7	4.6	6.3	1.0	0.9
Mkt. Cap. Weighted Average								2.7	18.0	17.5	16.3	7.2	7.8	1.1	1.0

Source: Bloomberg, Company data, Macquarie Research, April 2020; share prices as at 17 April 2020 close

Fig 17 We revised sector's FY20-21E EPS by -26% and -18%, respectively on the back of Covid-19 pandemic

RM 'mil	New Estimates			Old Estimates			Difference		
	FY20E	FY21E	FY22E	FY20E	FY21E	FY22E	FY20E	FY21E	FY22E
Gamuda									
Revenue	4,232	4,616	5,129	4,842	4,709	5,446	-13%	-2%	-6%
EBIT	704	681	747	768	669	746	-8%	2%	0%
PBT	835	834	895	936	835	877	-11%	0%	2%
PAT	649	645	702	733	647	687	-11%	0%	2%
Adj. EPS	25.8	25.7	27.9	29.2	25.7	27.3	-11%	0%	2%
IJM Corp									
Revenue	5,768	5,816	5,775	6,344	6,487	6,788	-9%	-10%	-15%
EBIT	583	682	671	751	753	767	-22%	-9%	-13%
PBT	479	634	630	677	701	721	-29%	-10%	-13%
PAT	253	317	313	361	451	438	-30%	-30%	-29%
Adj. EPS	7.0	8.7	8.6	10.0	12.4	12.1	-30%	-30%	-29%
Sunway Construction									
Revenue	2,116	2,323	2,403	2,562	2,135	na	-17%	9%	na
EBIT	132	168	164	194	183	na	-32%	-8%	na
PBT	148	194	194	203	198	na	-27%	-2%	na
PAT	116	152	155	161	156	na	-28%	-3%	na
Adj. EPS	9.0	11.8	12.0	12.4	12.1	na	-28%	-3%	na
MRCB									
Revenue	1,460	1,613	1,728	2,778	3,394	na	-47%	-52%	na
EBIT	146	156	167	330	364	na	-56%	-57%	na
PBT	114	131	147	324	364	na	-65%	-64%	na
PAT	80	85	97	227	241	na	-65%	-65%	na
Adj. EPS	1.8	1.9	2.2	5.2	5.5	na	-65%	-65%	na
Kerjaya Prospek									
Revenue	1,147	1,436	1,393	1,271	1,515	1,643	-10%	-5%	-15%
EBIT	182	223	209	213	255	258	-14%	-12%	-19%
PBT	183	225	214	219	264	271	-16%	-15%	-21%
PAT	139	171	162	166	201	206	-16%	-15%	-21%
Adj. EPS	11.2	13.8	13.1	13.4	16.2	16.6	-16%	-15%	-21%
Econpile									
Revenue	453	624	647	590	704	700	-23%	-11%	-7%
EBIT	40	85	91	86	107	118	-53%	-21%	-23%
PBT	38	83	88	83	105	115	-55%	-21%	-23%
PAT	29	65	67	65	80	87	-55%	-19%	-23%
Adj. EPS	2.2	4.8	5.0	4.8	6.0	6.5	-55%	-19%	-23%
AQRS									
Revenue	631	765	866	883	1,243	na	-29%	-38%	na
EBIT	73	74	96	98	112	na	-26%	-34%	na
PBT	72	73	95	95	110	na	-25%	-33%	na
PAT	53	55	71	71	83	na	-25%	-34%	na
Adj. EPS	8.7	8.9	11.7	11.7	13.6	na	-25%	-34%	na
HSS Engineers									
Revenue	168	181	190	214	213	na	-22%	-15%	na
EBIT	18	24	25	30	34	na	-39%	-29%	na
PBT	14	21	22	26	31	na	-46%	-32%	na
PAT	10	15	16	19	22	na	-46%	-32%	na
Adj. EPS	2.0	3.0	3.2	3.7	4.4	na	-46%	-32%	na
							FY20E	FY21E	
Malaysia Construction market cap weighted EPS revision							-26%	-18%	
Market cap weighted PE ratio (current price)							17.5x	16.3x	
Market cap weighted PE ratio (target price)							19.8x	17.0x	

Source: Company data, April 2020

Key catalytic projects

➤ East Coast Railway Link (ECRL)

- **Project value:** RM44bn.
- **Latest update:** Government is completing the land acquisition for Package 2, civil work contracts can be awarded once land reclamation is done (estimated 4Q20). Package 1 is currently undergoing the preliminary design process, once completed the final design package will be awarded. Package 3 alignment has yet to be finalised – once it has, we can expect awards for preliminary design to be awarded.
- **Funding plan:** 85% of the project cost will be funded via a soft loan from the EXIM Bank of China, with 7-year interest moratorium. The 15% balance will be funded by bond issuances by the Malaysian government.
- **Potential beneficiaries:** AQRS, HSS, IJM, Eonpile and MRCB.

Fig 18 ECRL alignment and available packages



Source: Malaysia Rail Link, April 2020

➤ MRT3

- **Project value:** RM22bn
- **Latest update:** According to Gamuda, MRT3 project is already at the “shovel ready” stage. Pakatan Harapan planned to launch this project in 2H20 – but now with the change in government and Covid-19 pandemic, we still expect the project to be announced in the 2021 Budget presentation in 4Q20. In our view, MRT3 is the most viable project with the most immediate economic multiplier impact to the country as compared to ECRL, which may have a longer gestation period. We believe there could be a change in Gamuda’s partner for MRT3. Previously MMC Corp has been the Bumiputra partner for Gamuda in the previous MRT projects – but the new government may prefer a friendlier party for this role.
- **Funding plan:** Under the Barisan Nasional government, the [tender for MRT3 was already opened](#), but those interested in the main contractor role must come up with their own financing and government will pay them on deferred payment scheme. This was introduced as the previous government planned to concurrently run the MRT2 and MRT3 project, hence there was a shortfall in funding. We believe the construction works of MRT3 will commence only after MRT2 is completed and therefore funding may come from Danalnfra per MRT1 and MRT2.
- **Potential beneficiaries:** Gamuda, MRCB, IJM, SunCon, MRCB, Econpile and HSS.

➤ KL-Singapore High Speed Rail

- **Project value:** TBA – government is reducing cost by making the train run at slower speeds.
- **Latest update:** The deadline for the bilateral agreement signing between Malaysia and Singapore was scheduled to take place on 31 May 2020. With the travel bans across the globe this date may be deferred. On the Malaysia side, the government has relaunched the HSR transport hub – Bandar Malaysia. This project was previously divided into two – Northern part and Southern part. The project delivery partner (PDP) of the project was already awarded, but the PDP for the southern part was terminated by the Pakatan Harapan government. Interestingly, the Northern part PDP – MRCB and Gamuda, have yet to be terminated from their role as the co-PDP. We expect the agreement to be achieved between both governments, but the signing may happen at a later date.
- **Funding plan:** Under the Barisan Nasional government, the project will be funded by the company that secures the role as the Asset Co. of the project (see details [here](#)). In return the Asset Co. will receive a long-term concession to build-operate-transfer the HSR project.
- **Potential beneficiaries:** AQRS, HSS, Gamuda, Econpile and MRCB.

➤ Pan Borneo Highway Sabah

- **Project value:** RM13bn.
- **Latest update:** Under the Pakatan Harapan, the project is divided into 35 packages and the then-government initially planned to open the tender of up to RM925mn from the total project cost in 1Q20. Despite Sabah being an opposition state, we believe the current government will carry out the project to garner support from Sabahan in the next general election. Expect awards to happen in early-2021.
- **Funding plan:** 100% funded via Danalnfra sukuk program.
- **Potential beneficiaries:** AQRS, Econpile and MRCB.

Malaysia Construction coverage

Gamuda (GAM MK, RM3.24, Outperform, TP: RM3.50)

May have found the bottom (find report [here](#))

- **The good**
 - ⇒ Orderbook balance of RM8.1bn, enough to support 2-3 years of construction earnings
 - ⇒ Geographically diversified earnings source may weather the cashflow uncertainties
 - ⇒ It is a key contender for the MRT3 main contractor role – trading at 13x fwd-PE vs. the peak during pre-MRT2 awards of 17x.
- **The bad**
 - ⇒ Property sales in Malaysia and Singapore will be significantly impacted in CY20.
 - ⇒ Penetrating the Australian construction sector could be risky as there are large China-owned construction companies based in Australia with stronger track record than Gamuda.
 - ⇒ Even with the change of government, management seems very keen to divest its toll roads, although there is an impending threat of EPS void going ahead. If Gamuda, the most farsighted construction company in Malaysia, is keen to divest its toll roads, this opens to question as to why Gamuda is keen to dispose them.
- **The ugly**
 - ⇒ Gamuda may participate in the land reclamation works of the Penang Transport Master Plan project. However the contractor for this reclamation works is required to come up with its own financing. Payment will be deferred and largely dependent on the sales of the reclaimed land. If Gamuda participates in this role in a big way, this could bring unnecessary risk to its future earnings and operations.

IJM Corporation (IJM MK, RM1.75, Neutral, TP: RM1.60)

Feeling the pinch from all angles (find report [here](#))

- **The good**
 - ⇒ Still has an orderbook balance of RM5.1bn to support its construction earnings.
 - ⇒ Key contender for the spun pile supplier in the ECRL project – IJM has built the ICP plant within the vicinity of the ECRL project.
 - ⇒ Kuantan Port, despite it could potentially see a significant drop in throughput and revenue, could emerge as the key earnings support for the Group during this pandemic.
- **The bad**
 - ⇒ All key divisions are impacted by the Covid-19 pandemic, with loss-making operations in plantations and toll roads even before the Covid-19 started.
 - ⇒ For a company that lack earnings growth and its ability to competitively bid for new projects, paying a 22x PE for this company may not be the greatest risk-reward.
- **The ugly**
 - ⇒ IJM Construction's key clients are property developers, mall owners and commercial property owners. If the clients went bust during this pandemic, this may bring a huge risk to IJM's receivables.
 - ⇒ The LEKAS tollroad, which has been deeply loss making could see further drop in traffic as the government curbs crossing the state borders during the MCO. Without capital injection from the parent LEKAS could, in the worst-case scenario, default on its bonds and sukuk.

- ⇒ The plantations business may see another loss-making year due to the pandemic – which had caused demand shocks. Lower production volume will also curtail its opportunity to take advantage of the higher CPO price (vs. that of last year), as lower volume may offset the price gains. IJM Plantations was previously [rumoured](#) to be divested by the Group but the pricing could not be agreed by both parties. Push comes to shove, this deal may be back on the table, as additional cash may be useful to IJM in order to weather this pandemic.

Sunway Construction Group (SCGB MK, RM1.78, Outperform, TP: RM2.00)

Steady as she goes (find report [here](#))

- **The good**

- ⇒ Has over RM5bn of order book balance with >90% of the outstanding value consist of government and in-house projects – therefore carry minimal payment risk.
- ⇒ Has a 65% net cash position with a cash balance of c.RM700mn SunCon would have enough financial support to weather the sector downtime and could also utilise this cash for overseas expansion plans.
- ⇒ Key contender for any MRT3 civil work packages and will continue to get order book support from parent company – Sunway Berhad amounting to RM1bn p.a.

- **The bad**

- ⇒ Precast division may slump into losses again in FY20E after breaking even in FY19 due to plant shutdown and stalled construction works in Singapore and Malaysia.
- ⇒ Expanding into India toll road projects, while this may be good for future earnings, we remain cautious on the payment risk and currency risk of this venture.
- ⇒ LRT3 makes up c.40% of SunCon's orderbook. Further delays in the project could see another weak revenue delivery by SunCon.

- **The ugly**

- ⇒ More of a long-term concern would be the sanctity of the contract between SunCon and the Indian government – a change of government could bring a premature termination to SunCon's contract.

MRCB (MRC MK, RM0.51, Neutral, TP: RM0.50)

Surprise me! (find report [here](#))

- **The good**

- ⇒ One of the key contenders for ECRL (package 3) and MRT3 project.
- ⇒ Rental income of at least RM50mn p.a. is there to support cashflows during this downtime.
- ⇒ The delivery of its Australia property project in FY20E – Burwood may bring earnings support to MRCB.

- **The bad**

- ⇒ We note 70% of the orderbook consist of idle or slow-moving projects – earnings recognition could be slower than expected.
- ⇒ Construction margins have yet to improve despite guidance of margin expansion by management since FY17.
- ⇒ Earnings delivery has not been MRCB's strongest suit, missing street estimates have become a norm rather than a surprise.

- **The ugly**

- ⇒ High receivables to revenue ratio would be a concern, especially during downtime like this.

Kerjaya Prospek (KPG MK, RM1.07, Outperform, TP: RM1.40)

In the land of the poor, the cash-rich is king (find report [here](#))

• The good

- ⇒ Strong orderbook replenishment outlook, already secured c.RM1bn in new orders FYTD, with at least another RM500mn to be secured throughout the year.
- ⇒ High ROE due to high efficiency from its IBS method, KPG also manufactures the fit out and the interior furniture of the property projects it undertakes.
- ⇒ High cash balance is utilised to pay subcontractors ahead, with discounts offered by subcontractors in return.

• The bad

- ⇒ 100% of its orderbook comes from private property developers, which are a risky set of clients to have currently.
- ⇒ Free float rate of less than 20% has been one of the reasons KPG trades at a discount to peers despite having much stronger fundamentals.
- ⇒ Some clients have started to offer KPG property units as payment in-lieu for the outstanding payments – failing to monetise the property units during this period could be detrimental to KPG's cash balance.

• The ugly

- ⇒ Impairment of receivables as a result of clients going bankrupt – a scenario that is not too foreign given how bad the overall property market is.

Econpile Holdings (ECON MK, RM0.52, Outperform, TP: RM0.75)

Prospects intact despite headwinds (find report [here](#))

• The good

- ⇒ Key contender to secure up to USD200mn contract from a casino resort project in Cambodia.
- ⇒ Still the market share leader in the piling and foundation industry in Malaysia with over 25% market share.
- ⇒ In Malaysia Econpile casts a wider net in securing real estate, infra and bridge (marine) related works.

• The bad

- ⇒ It has a high receivables-to-revenue ratio and given the impairment it took in 2QF19 investors remain cautious on the future payments.
- ⇒ The orderbook is still largely concentrated on the Pavilion Damansara Town Centre project, investors are also cautious on the ability of Malton Group (the project owner) to honour its payment obligations.
- ⇒ In order to secure more jobs, Econpile has widen the geographical concentration of the projects it undertakes – this will hamper its asset rotation between sites and affect its ROE.

• The ugly

- ⇒ More impairments as a result of clients going bust – currently Maju Holdings has yet to settle the RM76mn due to Econpile after the arbitrator decided that Econpile has valid grounds to claim the amount from Maju Holdings.

Gabungan AQRS (AQRS MK, RM0.82, Outperform, TP: RM1.20)

Play to its strength (find report [here](#))

- **The good**

- ⇒ Has established a strong working relationship with China Communications Construction Company (CCCC) to place it in good stead to secure packages from the ECRL project.
- ⇒ Management is looking at reducing its OPEX by another 40% from RM50mn p.a. currently – this could help the company during the sector downtime.
- ⇒ Still has a good relationship with the Sabah state government despite the state now being an opposition state. Prospects of securing the PBH Sabah project is still there, with meaningful progress in the One Jesselton Waterfront project expected over the next 2 FYs.

- **The bad**

- ⇒ Two projects which makes up 36% of its RM1.4bn outstanding orderbook are currently idle, as such street's earnings forecast could be misrepresenting the inability of the project to generate revenue.
- ⇒ Margin will begin to contract from FY21E onwards as its key high-margin job – Pusat Pentadbiran Sultan Ahmad Shah is due for completion this year. We estimate this project has been generating at least 30% EBIT margin to the construction division.
- ⇒ Delayed cashflow from the slower than expected property sales from e'Island Lake Haven and The Peak in Selangor and Johor, respectively.

- **The ugly**

- ⇒ AQRS had failed to secure new projects in FY19 as management concentrated its efforts in securing packages from the ECRL and PBH Sabah projects. If AQRS fails to secure any new orders this year, AQRS construction division will be left with only one running project – LRT3 package GS04.

HSS Engineers (HSS MK, RM0.44, Outperform, TP: RM0.60)

ECRL design works are key rerating catalysts (find report [here](#))

- **The good**

- ⇒ It is the largest engineering consulting company in Malaysia and the only one listed.
- ⇒ It is likely to be given a full exemption to work and operate per usual during the MCO based on the new exemption list by the government. HSS has applied for the exemption and will continue business as usual once approval is granted by the government.
- ⇒ Key contender to secure the design packages from the ECRL project – there are at least 3 more major design works from the ECRL project that are yet to be awarded.

- **The bad**

- ⇒ The acquisition of SMHB has yet to bear fruit with stagnant revenue pre- and post-acquisition. Whereas profit has been impacted from the impairment of SMHB's goodwill and the higher cost base it brought to the group.
- ⇒ HSS tends to pro bono work (to the government) at the initial stage and will only get paid after the projects are live or launched. This would delay the revenue recognition process.
- ⇒ We estimate 14% out of its RM581mn orderbook consist of idle projects, which have not been contributing to HSS' earnings over the past to three quarters.

- **The ugly**

- ⇒ Further impairment of SMHB – however given the impairment amount HSS took in FY18, we believe the risk of this happening is quite remote.

Important disclosures:

Recommendation definitions	Volatility index definition*	Financial definitions
<p>Macquarie – Asia and USA Outperform – expected return >10% Neutral – expected return from -10% to +10% Underperform – expected return <-10%</p> <p>Macquarie – Australia/New Zealand Outperform – expected return >10% Neutral – expected return from 0% to 10% Underperform – expected return <0%</p> <p>Note: expected return is reflective of a Medium Volatility stock and should be assumed to adjust proportionately with volatility risk</p>	<p>This is calculated from the volatility of historical price movements.</p> <p>Very high–highest risk – Stock should be expected to move up or down 60–100% in a year – investors should be aware this stock is highly speculative.</p> <p>High – stock should be expected to move up or down at least 40–60% in a year – investors should be aware this stock could be speculative.</p> <p>Medium – stock should be expected to move up or down at least 30–40% in a year.</p> <p>Low–medium – stock should be expected to move up or down at least 25–30% in a year.</p> <p>Low – stock should be expected to move up or down at least 15–25% in a year. * Applicable to select stocks in Asia/Australia/NZ</p> <p>Recommendations – 12 months Note: Quant recommendations may differ from Fundamental Analyst recommendations</p>	<p>All "Adjusted" data items have had the following adjustments made: Added back: goodwill amortisation, provision for catastrophe reserves, IFRS derivatives & hedging, IFRS impairments & IFRS interest expense Excluded: non recurring items, asset revals, property revals, appraisal value uplift, preference dividends & minority interests</p> <p>EPS = adjusted net profit / epowa* ROA = adjusted ebit / average total assets ROA Banks/Insurance = adjusted net profit / average total assets ROE = adjusted net profit / average shareholders funds Gross cashflow = adjusted net profit + depreciation *equivalent fully paid ordinary weighted average number of shares</p> <p>All Reported numbers for Australian/NZ listed stocks are modelled under IFRS (International Financial Reporting Standards).</p>

Recommendation proportions – For quarter ending 31 March 2020

	AU/NZ	Asia	USA	
Outperform	53.43%	61.07%	67.03%	(for global coverage by Macquarie, 4.62% of stocks followed are investment banking clients)
Neutral	34.30%	26.77%	31.87%	(for global coverage by Macquarie, 3.10% of stocks followed are investment banking clients)
Underperform	12.27%	12.17%	1.10%	(for global coverage by Macquarie, 3.57% of stocks followed are investment banking clients)

Company-specific disclosures:

Important disclosure information regarding the subject companies covered in this report is available publicly at www.macquarie.com/research/disclosures. Clients receiving this report can additionally access previous recommendations (from the year prior to publication of this report) issued by this report's author at <https://www.macquarieinsights.com>.

Sensitivity analysis:

Clients receiving this report can request access to a model which allows for further in-depth analysis of the assumptions used, and recommendations made, by the author relating to the subject companies covered. To request access please contact insights@macquarie.com.

Analyst certification:

We hereby certify that all of the views expressed in this report accurately reflect our personal views about the subject company or companies and its or their securities. We also certify that no part of our compensation was, is or will be, directly or indirectly, related to the specific recommendations or views expressed in this report. The Analysts responsible for preparing this report receive compensation from Macquarie that is based upon various factors including Macquarie Group Ltd total revenues, a portion of which are generated by Macquarie Group's Investment Banking activities.

General disclaimers:

Macquarie Securities (Australia) Ltd; Macquarie Capital (Europe) Ltd; Macquarie Capital (USA) Inc; Macquarie Capital Limited, Taiwan Securities Branch; Macquarie Capital Securities (Singapore) Pte Ltd; Macquarie Securities (NZ) Ltd; Macquarie Capital Securities (India) Pvt Ltd; Macquarie Capital Securities (Malaysia) Sdn Bhd; Macquarie Securities Korea Limited and Macquarie Securities (Thailand) Ltd are not authorized deposit-taking institutions for the purposes of the Banking Act 1959 (Commonwealth of Australia), and their obligations do not represent deposits or other liabilities of Macquarie Bank Limited ABN 46 008 583 542 (MBL) or MGL. MBL does not guarantee or otherwise provide assurance in respect of the obligations of any of the above mentioned entities. MGL provides a guarantee to the Monetary Authority of Singapore in respect of the obligations and liabilities of Macquarie Capital Securities (Singapore) Pte Ltd for up to SGD 35 million. This research has been prepared for the general use of the wholesale clients of the Macquarie Group and must not be copied, either in whole or in part, or distributed to any other person. If you are not the intended recipient you must not use or disclose the information in this research in any way. If you received it in error, please tell us immediately by return e-mail and delete the document. We do not guarantee the integrity of any e-mails or attached files and are not responsible for any changes made to them by any other person. MGL has established and implemented a conflicts policy at group level (which may be revised and updated from time to time) (the "Conflicts Policy") pursuant to regulatory requirements which sets out how we must seek to identify and manage all material conflicts of interest. Nothing in this research shall be construed as a solicitation to buy or sell any security or product, or to engage in or refrain from engaging in any transaction. In preparing this research, we did not take into account your investment objectives, financial situation or particular needs. Macquarie salespeople, traders and other professionals may provide oral or written market commentary or trading strategies to our clients that reflect opinions which are contrary to the opinions expressed in this research. Macquarie Research produces a variety of research products including, but not limited to, fundamental analysis, macro-economic analysis, quantitative analysis, and trade ideas. Recommendations contained in one type of research product may differ from recommendations contained in other types of research, whether as a result of differing time horizons, methodologies, or otherwise. Before making an investment decision on the basis of this research, you need to consider, with or without the assistance of an adviser, whether the advice is appropriate in light of your particular investment needs, objectives and financial circumstances. There are risks involved in securities trading. The price of securities can and does fluctuate, and an individual security may even become valueless. International investors are reminded of the additional risks inherent in international investments, such as currency fluctuations and international stock market or economic conditions, which may adversely affect the value of the investment. This research is based on information obtained from sources believed to be reliable but we do not make any representation or warranty that it is accurate, complete or up to date. We accept no obligation to correct or update the information or opinions in it. Opinions expressed are subject to change without notice. No member of the Macquarie Group accepts any liability whatsoever for any direct, indirect, consequential or other loss arising from any use of this research and/or further communication in relation to this research. Clients should contact analysts at, and execute transactions through, a Macquarie Group entity in their home jurisdiction unless governing law permits otherwise. The date and timestamp for above share price and market cap is the closed price of the price date. #CLOSE is the final price at which the security is traded in the relevant exchange on the date indicated. Members of the Macro Strategy team are Sales & Trading personnel who provide desk commentary that is not a product of the Macquarie Research department or subject to FINRA Rule 2241 or any other regulation regarding independence in the provision of equity research.

Country-specific disclaimers:

Australia: In Australia, research is issued and distributed by Macquarie Securities (Australia) Ltd (AFSL No. 238947), a participating organization of the Australian Securities Exchange. Macquarie Securities (Australia) Limited staff involved with the preparation of research have regular interaction with companies they cover. Additionally, Macquarie Group Limited does and seeks to do business with companies covered by Macquarie Research. There are robust information barriers in place to protect the independence of Macquarie Research's product. However, recipients of Macquarie Research should be aware of this potential conflict of interest. **New Zealand:** In New Zealand, research is issued and distributed by Macquarie Securities (NZ) Ltd,

a NZX Firm. **United Kingdom and the EEA:** In the United Kingdom and the European Economic Area, research is distributed by Macquarie Capital (Europe) Ltd, which is authorised and regulated by the Financial Conduct Authority (No. 193905). **Hong Kong & Mainland China:** In Hong Kong, research is issued and distributed by Macquarie Capital Limited, which is licensed and regulated by the Securities and Futures Commission. In Mainland China, Macquarie Securities (Australia) Limited Shanghai Representative Office only engages in non-business operational activities excluding issuing and distributing research. Only non-A share research is distributed into Mainland China by Macquarie Capital Limited. **Japan:** In Japan, research is issued and distributed by Macquarie Capital Securities (Japan) Limited, a member of the Tokyo Stock Exchange, Inc. and Osaka Exchange, Inc. (Financial Instruments Firm, Kanto Financial Bureau (kin-sho) No. 231, a member of Japan Securities Dealers Association). **India:** In India, research is issued and distributed by Macquarie Capital Securities (India) Pvt. Ltd. (CIN: U65920MH1995PTC090696), 92, Level 9, 2 North Avenue, Maker Maxity, Bandra Kurla Complex, Bandra (East), Mumbai – 400 051, India, which is a SEBI registered Research Analyst having registration no. INH000000545. During the past 12 months, Macquarie Group Limited or one of its affiliates may have provided securities services to companies mentioned in this report for which it received compensation for Broking services. **Malaysia:** In Malaysia, research is issued and distributed by Macquarie Capital Securities (Malaysia) Sdn. Bhd. (Company registration number: 199801007342 (463469-W)) which is a Participating Organisation of Bursa Malaysia Berhad and a holder of Capital Markets Services License issued by the Securities Commission. **Taiwan:** In Taiwan, research is issued and distributed by Macquarie Capital Limited, Taiwan Securities Branch, which is licensed and regulated by the Financial Supervisory Commission. **No portion of the report may be reproduced or quoted by the press or any other person without authorisation from Macquarie. Nothing in this research shall be construed as a solicitation to buy or sell any security or product. The recipient of this report shall not engage in any activities which may give rise to potential conflicts of interest to the report.** Research Associate(s) in this report who are registered as Clerks only assist in the preparation of research and are not engaged in writing the research. Macquarie may be in past one year or now being an Issuer of Structured Warrants on securities mentioned in this report. **Thailand:** In Thailand, research is produced, issued and distributed by Macquarie Securities (Thailand) Ltd. Macquarie Securities (Thailand) Ltd. is a licensed securities company that is authorized by the Ministry of Finance, regulated by the Securities and Exchange Commission of Thailand and is an exchange member of the Stock Exchange of Thailand. The Thai Institute of Directors Association has disclosed the Corporate Governance Report of Thai Listed Companies made pursuant to the policy of the Securities and Exchange Commission of Thailand. Macquarie Securities (Thailand) Ltd does not endorse the result of the Corporate Governance Report of Thai Listed Companies but this Report can be accessed at: <http://www.thai-iod.com/en/publications.asp?type=4>. **South Korea:** In South Korea, unless otherwise stated, research is prepared, issued and distributed by Macquarie Securities Korea Limited, which is regulated by the Financial Supervisory Services. Information on analysts in MSKL is disclosed at <http://dis.kofia.or.kr/websquare/index.jsp?w2xPath=/wq/fundMgr/DISFundMgrAnalystStut.xml&divisionId=MDIS03002001000000&serviceld=SDIS03002001000>. **Singapore:** In Singapore, research is issued and distributed by Macquarie Capital Securities (Singapore) Pte Ltd (Company Registration Number: 198702912C), a Capital Markets Services license holder under the Securities and Futures Act to deal in securities and provide custodial services in Singapore. Pursuant to the Financial Advisers (Amendment) Regulations 2005, Macquarie Capital Securities (Singapore) Pte Ltd is exempt from complying with sections 25, 27 and 36 of the Financial Advisers Act. All Singapore-based recipients of research produced by Macquarie Capital (USA) Inc. represent and warrant that they are institutional investors as defined in the Securities and Futures Act. Singapore recipients should contact Macquarie Capital Securities (Singapore) Pte Ltd at +65 6601 0888 for matters arising from, or in connection with, this report. **United States:** In the United States, research is issued and distributed by Macquarie Capital (USA) Inc., which is a registered broker-dealer and member of FINRA. Macquarie Capital (USA) Inc. accepts responsibility for the content of each research report prepared by one of its non-US affiliates when the research report is distributed in the United States by Macquarie Capital (USA) Inc. Macquarie Capital (USA) Inc.'s affiliate's analysts are not registered as research analysts with FINRA, may not be associated persons of Macquarie Capital (USA) Inc., and therefore may not be subject to FINRA rule restrictions on communications with a subject company, public appearances, and trading securities held by a research analyst account. Information regarding futures is provided for reference purposes only and is not a solicitation for purchases or sales of futures. Any persons receiving this report directly from Macquarie Capital (USA) Inc. and wishing to effect a transaction in any security described herein should do so with Macquarie Capital (USA) Inc. Important disclosure information regarding the subject companies covered in this report is available at www.macquarie.com/research/disclosures, or contact your registered representative at 1-888-MAC-STOCK, or write to the Supervisory Analysts, Research Department, Macquarie Capital (USA) Inc, 125 W.55th Street, New York, NY 10019. **Canada:** In Canada, research is distributed by Macquarie Capital Markets Canada Ltd., a (i) member of the Investment Industry Regulatory Organization of Canada (IIROC) and the Canadian Investor Protection Fund, and (ii) participating organisation of the Toronto Stock Exchange, TSX Venture Exchange & Montréal Exchange. Important disclosure information regarding the subject companies covered in this report is available at www.macquarie.com/research/disclosures. IIROC Rule 3400 Disclosures can be obtained by writing to Macquarie Capital Markets Canada Ltd., 181 Bay St. Suite 3100, Toronto, ON M5J2T3.

© Macquarie Group

Equities

Asia Research

Head of Equity Research

Jake Lynch (Asia – Head)	(852) 3922 3583
Hiroiyuki Sakaida (Japan – Head)	(813) 3512 6695
Jayden Vantarakis (ASEAN)	(6221) 2598 8310

Strategy, Country

Viktor Shvets (Asia, Global)	(852) 3922 3883
David Ng (China, Hong Kong)	(852) 3922 1291
Aditya Suresh (India)	(852) 3922 1265
Hiroiyuki Sakaida (Japan)	(813) 3512 6695
Daniel Kim (Korea)	(822) 3705 8641
Jeffrey Ohlweiler (Taiwan)	(8862) 2734 7512
Jayden Vantarakis (ASEAN, Singapore)	(6221) 2598 8310
Ari Jahja (Indonesia)	(6221) 2598 8366
Prem Jearajasingam (Malaysia)	(603) 2059 8989
Gilbert Lopez (Philippines)	(632) 857 0892
Peach Patharavanakul (Thailand)	(662) 694 7753
Daniel Schutte (Asia)	(852) 3922 5850
Charles Yonts (Asia)	(852) 3922 5832

Technology

Nicolas Baratte (Asia)	(852) 3922 5801
Damian Thong (Asia)	(813) 3512 7877
Jeffrey Ohlweiler (Greater China)	(8862) 2734 7512
Patrick Liao (Greater China)	(8862) 2734 7515
Cherry Ma (Greater China)	(852) 3922 5800
Erica Chen (Greater China)	(8621) 2412 9024
Kaylin Tsai (Greater China)	(8862) 2734 7523
Hiroshi Taguchi (Japan)	(813) 3512 7867
Daniel Kim (Korea)	(822) 3705 8641
Sonny Lee (Korea)	(822) 3705 8678
Abhishek Bhandari (India)	(9122) 6720 4088

Telecoms

Nicolas Baratte (Asia)	(852) 3922 5801
Hiroshi Yamashina (Japan)	(813) 3512 5968
Andy Kim (Korea)	(822) 3705 8690
Prem Jearajasingam (ASEAN)	(603) 2059 8989
Kervin Sisayan (Philippines)	(632) 857 0893

Internet, Media and Software

Han Joon Kim (Asia)	(852) 3922 5926
John Wang (China, Hong Kong)	(852) 3922 3578
Frank Chen (China, Hong Kong)	(852) 3922 1433
Ellie Jiang (China, Hong Kong)	(852) 3922 4110
Andy Kim (Korea)	(822) 3705 8690
Alankar Garude (India)	(9122) 6720 4134

Consumer, Gaming

Linda Huang (Asia)	(852) 3922 4068
Terence Chang (China, Hong Kong)	(852) 3922 3581
Sunny Chow (China, Hong Kong)	(852) 3922 3768
Edward Engel (China, Hong Kong)	(852) 3922 5750
Leon Rapp (Japan)	(813) 3512 7879
Kwang Cho (Korea)	(822) 3705 4953
Amit Sinha (India)	(9122) 6720 4085
Denise Soon (Malaysia)	(603) 2059 8845
Karisa Magpayo (Philippines)	(632) 857 0899
Chaline Congmuang (Thailand)	(662) 694 7993

Healthcare and Pharmaceuticals

David Ng (China, Hong Kong)	(852) 3922 1291
Xiang Gao (China, Hong Kong)	(8621) 2412 9006
Corinne Jian (China)	(8862) 2734 7522
Mi Hyun Kim (Korea)	(822) 3705 8689
Alankar Garude (India)	(9122) 6720 4134

Emerging Leaders

Corinne Jian (Asia)	(8862) 2734 7522
Kwang Cho (Korea)	(822) 3705 4953
Bo Denworlak (Thailand)	(662) 694 7774

Banks and Financials

Scott Russell (Asia)	(852) 3922 3567
Dexter Hsu (China, Taiwan)	(8862) 2734 7530
Suresh Ganapathy (India)	(9122) 6720 4078
Nishant Shah (India)	(9122) 6720 4099
Jayden Vantarakis (ASEAN, Indonesia, Singapore)	(6221) 2598 8310
Ben Shane Lim (Malaysia)	(603) 2059 8868
Gilbert Lopez (Philippines)	(632) 857 0892
Peach Patharavanakul (Thailand)	(662) 694 7753

Property, REIT

Kelvin Tam (China, Hong Kong)	(852) 3922 1181
Derrick Heng (Singapore)	(65) 6601 0436
Abhishek Bhandari (India)	(9122) 6720 4088
Richard Danusaputra (Indonesia)	(6221) 2598 8368
Aiman Mohamad (Malaysia)	(603) 2059 8986
Kervin Sisayan (Philippines)	(632) 857 0893
Bo Denworlak (Thailand)	(662) 694 7774

Oil, Gas and Petrochemicals

Aditya Suresh (Asia)	(852) 3922 1265
Anna Park (Asia)	(822) 3705 8669
Yasuhiro Nakada (Japan)	(813) 3512 7862
Corinne Jian (Taiwan)	(8862) 2734 7522
Ben Shane Lim (Malaysia)	(603) 2059 8868
Yupapan Polpornprasert (Thailand)	(662) 694 7729

Basic Materials, Commodities

David Ching (China, Hong Kong)	(852) 3922 1823
Harunobu Goroh (Japan)	(813) 3512 7886
Yasuhiro Nakada (Japan)	(813) 3512 7862
Anna Park (Korea)	(822) 3705 8669
Jayden Vantarakis (Indonesia)	(6221) 2598 8310
Ashish Jain (India)	(9122) 6720 4063

Utilities, Renewables

Hiroiyuki Sakaida (Japan)	(813) 3512 6695
Patrick Dai (China)	(8621) 2412 9082
Sean Hu (China, Hong Kong)	(852) 3922 3571
Kerry Cheng (China)	(8621) 2412 9025
Karisa Magpayo (Philippines)	(632) 857 0899

Industrials, Autos, Transportation

Patrick Dai (China)	(8621) 2412 9082
Eric Zong (China, Hong Kong)	(852) 3922 4749
Allen Yuan (China, Hong Kong)	(8621) 2412 9009
Kunio Sakaida (Japan)	(813) 3512 7873
James Hong (Korea)	(822) 3705 8661
Corinne Jian (Taiwan)	(8862) 2734 7522
Zhiwei Foo (Singapore)	(65) 6601 0465
Ajinkya Bhat (India)	(9122) 6720 4052

Find our research at

Macquarie:	www.macquarieinsights.com
Refinitiv:	www.refinitiv.com
Bloomberg:	MAC GO
Factset:	http://www.factset.com/home.aspx
CapitalIQ	www.capitaliq.com

Contact macresearch@macquarie.com for access requests.

Email addresses

FirstName.Surname@macquarie.com

Asia Sales

Regional Heads of Sales

Christina Lee (Head of Asian Sales)	(1 212) 231 2559
Alan Chen (HK/China)	(852) 3922 2019
Amelia Mehta (Singapore)	(65) 6601 0211
Paul Colaco (US)	(1 415) 762 5003
Mothlib Miah (UK/Europe)	(44 20) 3037 4893
Sandeep Bhatia (India)	(9122) 6720 4101
Janeman Latul (Indonesia)	(6221) 2598 8303
Thomas Renz (Geneva)	(41 22) 818 7712
Leslie Hoy (Japan)	(813) 3512 7919

Regional Heads of Sales cont'd

Tomohiro Takahashi (Japan)	(813) 3512 7823
DJ Kwak (Korea)	(822) 3705 8608
Nik Hadi (Malaysia)	(603) 2059 8888
Gino C Rojas (Philippines)	(632) 857 0861
Eric Lin (Taiwan)	(8862) 2734 7590
Angus Kent (Thailand)	(662) 694 7601

Sales Trading

Mark Weekes (Asia)	(852) 3922 2084
Stanley Dunda (Indonesia)	(6221) 515 1555
Suhaida Samsudin (Malaysia)	(603) 2059 8888
Michael Santos (Philippines)	(632) 857 0813
Mike Gray (New York)	(1 212) 231 2555
Justin Morrison (Singapore)	(65) 6601 0288
Brendan Rake (Thailand)	(662) 694 7707
Mike Keen (UK/Europe)	(44 20) 3037 4905
Susan Lin (Taiwan)	(886 2) 2734 7583